

Text Banking Enrollment

Enrolling for Mobile Banking Text

Step 1: Log in to NetTeller.

Step 2: Select **Options > Mobile Settings > Text Mobile Banking**.

Step 3: Enter mobile phone number, select mobile provider, select accounts to access via text, and create Mobile Short Name for each selected account. Click **Submit**.

Mobile Short Name is the name included in the text to request information for a specific account.

Example: Texting **Bal** returns the balance of all accounts. Texting **Bal Vacay** returns only the balance of the account with *Vacay* as the mobile short name.

Mobile Text Settings
?

Enable text access for your mobile device

Mobile Phone Number 816 588 1234 ** Message and data rates may apply. Text **STOP** to 89549 to cancel. Text **HELP** to 89549 for more information. **

Select Your Wireless Provider Sprint ** Not all carriers are supported for this service. Click the dropdown for a list of participating carriers. **

Select the accounts you want text access from your mobile device

Account Name	Mobile Short Name
<input checked="" type="checkbox"/> Vacation Account	Vacay
<input checked="" type="checkbox"/> My Checking	Mine
<input checked="" type="checkbox"/> His Checking	His
<input checked="" type="checkbox"/> Fun Money	Fun
<input checked="" type="checkbox"/> Our Checking	Ours
<input type="checkbox"/> Cml LN 0009	
<input type="checkbox"/> CD	
<input type="checkbox"/> Car Loan	
<input type="checkbox"/> Safe Deposit Box	

Text Commands

Bal=All Acct Bal
 Bal Acct Name=Single Acct Bal
 Hist=All Accts Recent Activity
 Hist Acct Name=Single Acct Activity
 Help=Commands
 Stop=Cancel

Text Banking Enrollment

Step 4: Review enrollment information. Check **I accept these full terms and conditions** and click **Confirm**.

?
Mobile Text Settings

FI Text Number: 89549

Mobile Phone Number: (816) 588-1234 ** Message and data rates may apply. Text **STOP** to 89549 to cancel. Text **HELP** to 89549 for more information

Wireless Provider Sprint

Text Delivery	Account Name	Mobile Short Name
YES	Vacation Account	Vacay
YES	My Checking	Mine
YES	His Checking	His
YES	Fun Money	Fun
YES	Our Checking	Ours
NO	Cml LN 0009	
NO	CD	
NO	Car Loan	
NO	Safe Deposit Box	

Text Commands

Bal=All Acct Bal
Bal Acct Name=Single Acct Bal
Hist=All Accts Recent Activity
Hist Acct Name=Single Acct Activity
Help=Commands
Stop=Cancel

Toast of the Town Bank ("We" or "Us") endeavors to provide you with the highest quality Mobile Internet banking available. This Agreement states our obligations with respect to our Mobile Internet banking service (the "Service").

1. We will use reasonable efforts to make the Service available for your use on a continuous basis. The Service may be unavailable for short periods of time for regular or emergency system maintenance. We will endeavor to have our scheduled maintenance occur during non-peak hours. In addition, accessibility to the

I accept these full terms and conditions

Confirm Edit Cancel

Step 5: Confirmation screen provides instructions to complete the enrollment process.

Information Message: In order to complete enrollment changes, you must reply "YES" to the text message sent to your mobile device.

?
Mobile Text Settings

FI Text Number: 89549

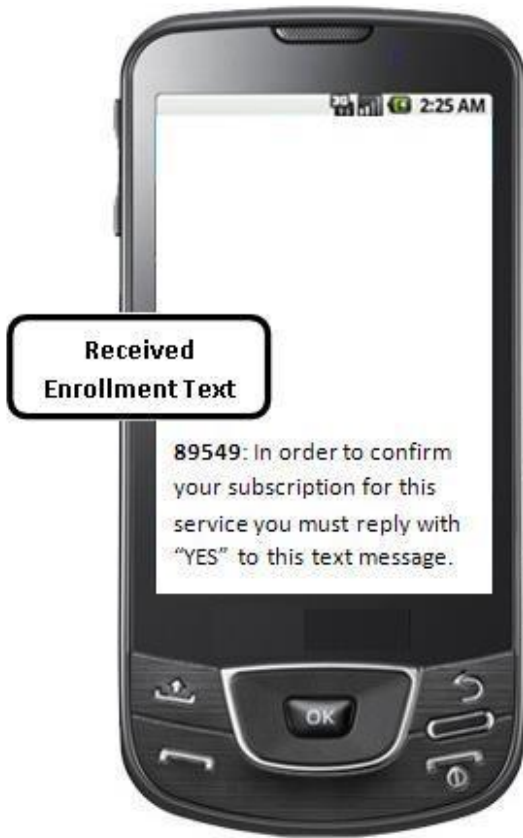
Mobile Phone Number: (816) 588-3230 ** Message and data rates may apply. Text **STOP** to 89549 to cancel. Text **HELP** to 89549 for more information

Wireless Provider Sprint

Text Delivery	Account Name	Mobile Short Name
YES	Vacation Account	Vacay

Text Banking Enrollment

Step 6: Reply **Yes** to the text message sent to your mobile device.

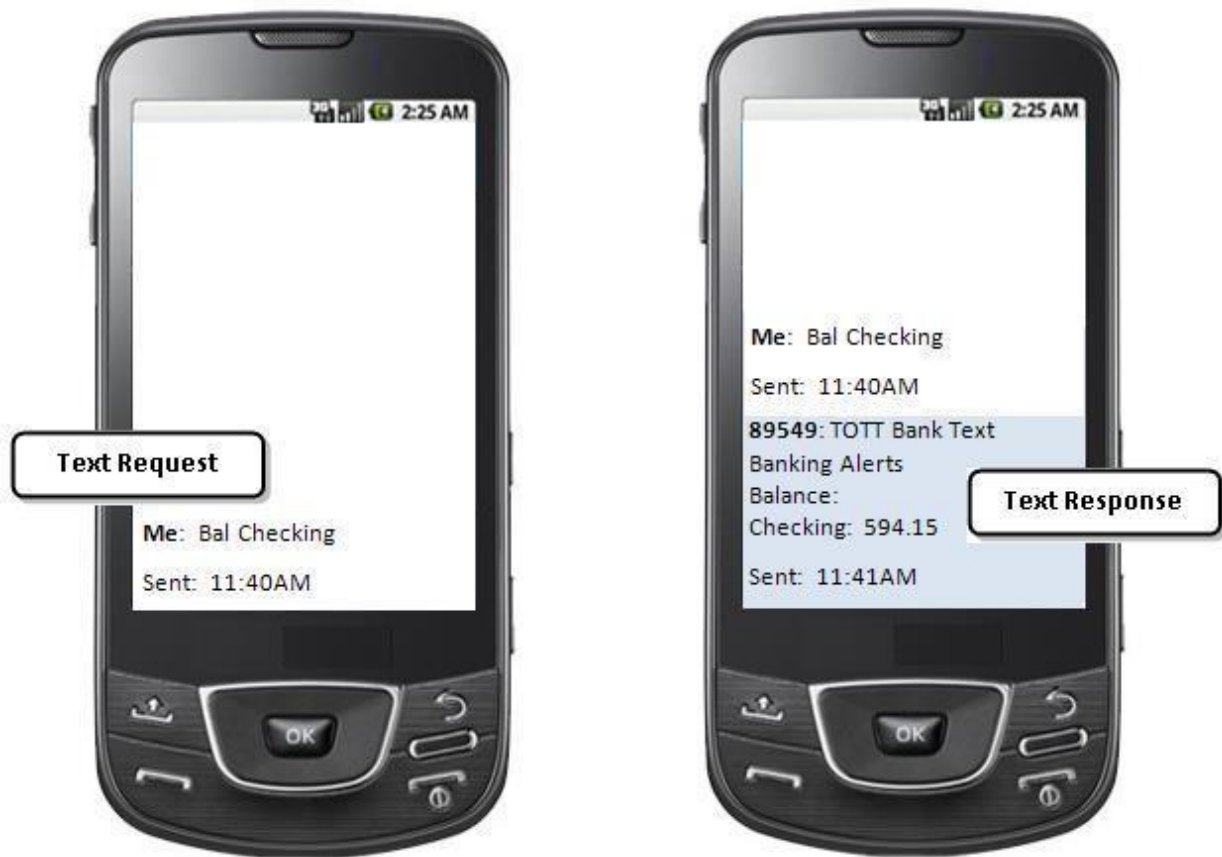


Text Banking Enrollment

Balance Request

Text **Bal** to request balance information to all enrolled accounts.

Text **Bal <Mobile Short Name>** to request balance information for a specific account.

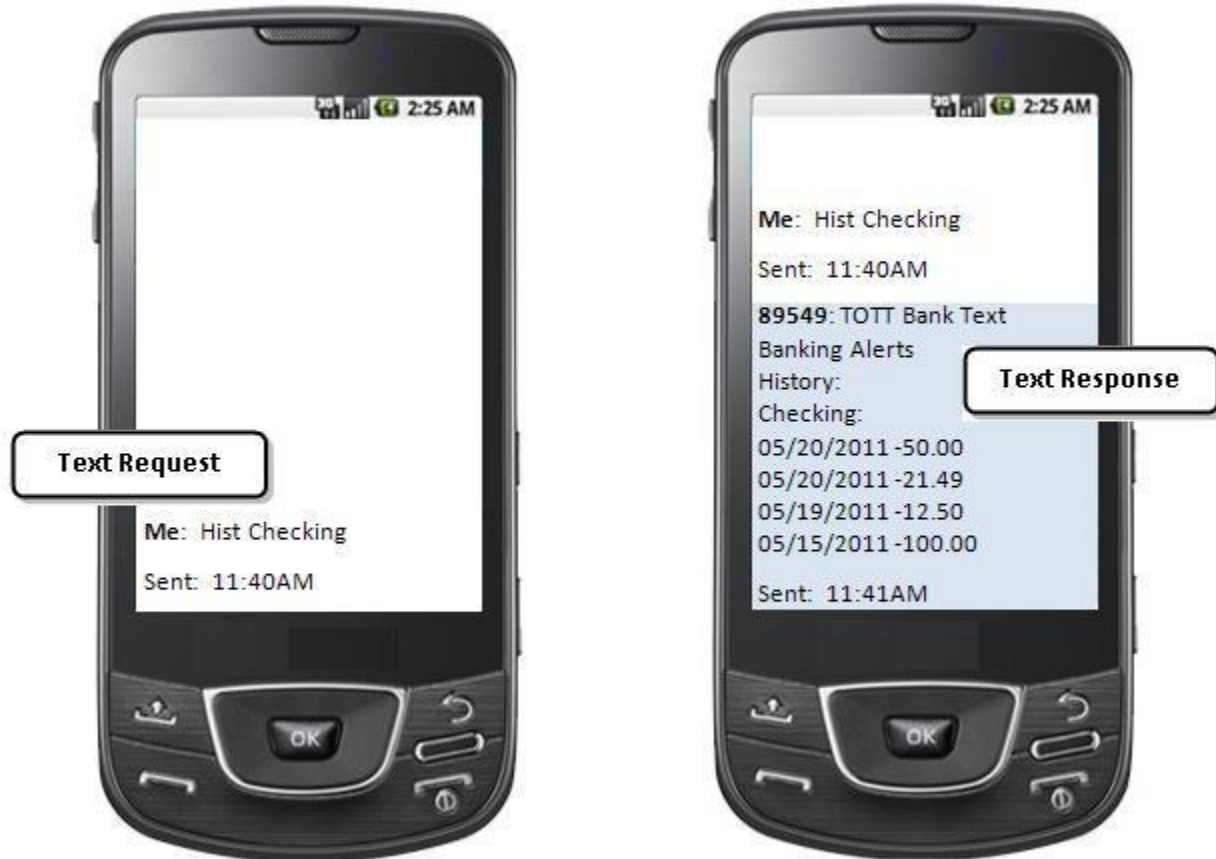


Text Banking Enrollment

History Request

Text **Hist** to request the last four (4) transactions for all enrolled accounts.

Text **Hist <Mobile Short Name>** to request the last four (4) transactions for a specific account.



Valid SMS Messages

Help	Returns command references.
Bal	Returns balance for all enrolled accounts.
Bal <mobile short name>	Returns balance for specified account.
Hist	Returns last 4 transactions for all enrolled accounts.
Hist <mobile short name>	Returns last 4 transactions for specified account.
Stop	Disables enrollment for Text Mobile Banking.

**SMS Messages are not case-sensitive.